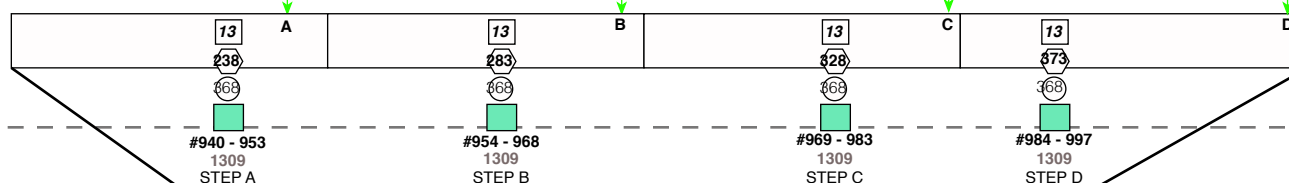
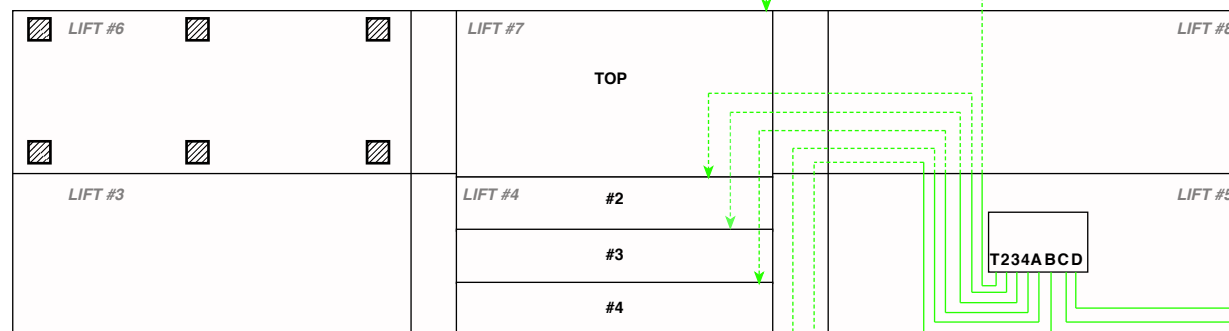





LED WALL

<div>13</div> <div>1</div> <div>1309</div> <div>TOP STEP</div>	<div>13</div> <div>46</div> <div>1309</div> <div>STEP #2</div>	<div>13</div> <div>91</div> <div>1309</div> <div>STEP #3</div>	<div>13</div> <div>36</div> <div>1309</div> <div>STEP #4</div>
--	--	--	--



LED STAIR CABLE DETAIL



TOP = RUN CABLE UNDER LIFT #8 TO US EDGE OF LIFT #7

A + B = RUN CABLE DOWN STAGE UNDER LIFT #4 TO DS EDGE OF LIFT #3 (A) & #4 (B)

#2 = RUN CABLE TO US EDGE OF LIFT #4

C = RUN CABLE TO SL EDGE OF LIFT #5 & UNDER DSL CORNER OF LIFT #5

D = RUN CABLE TO SL SIDE OF LIFT #5

#3 + #4 = CABLES ARE STORED INSIDE STAIR & MUST BE RUN TO US EDGE OF LIFT #4 THROUGH STAIR #2

<div></div>	= BTF SET
<div></div>	= GLACIATOR X-STREAM
<div></div>	= ATOMIC 3000
<div></div>	= MAC III PROFILE
<div></div>	= SOURCE 4
<div></div>	= SOURCE 4 PAR
<div></div>	= MAC 700 WASH
<div></div>	= GAM STAR STROBE
<div></div>	= MAC TW1
<div></div>	= MAC 700 PROFILE
<div></div>	= MAC 2K WASH XB
<div></div>	= FLOOD
<div></div>	= PQD SET
<div></div>	= STAGEBAR LED
<div></div>	= MAC III PERFORMANCE
<div></div>	= MAC 2K PROFILE
<div></div>	= WILDFIRE UV
<div></div>	= HAZE/FAN/SMOKE

UNIVERSE
ADDRESS
CIRCUIT
LENS
TYPE
CHANNEL
NON DIM CHANNEL
PURPOSE

→ = POWER
→ = DMX
→ = CAT 5
--- = CABLE RUN UNDER STAGE/SET

(SEE PAGE #1 FOR SET AND US FLOOR 700 PROFILE DETAIL)
(SEE PAGE #3 FOR TOWER AND DS FLOOR 700 PROFILE DETAIL)

EPIC THEATRE

BTF - STAIR DETAIL

NORWEGIAN EPIC

DRAWN BY: ILIA KEMBLE

LAST REVISED: 3/22/16

2

OF

3

COLOR CODE

SYMBOL

LEGEND

NOTES